

## DOSIMETRY

# Genesis Ultra TLD-BP™

*Eco-Friendly Blister Pack Dosimeter*



Lightweight, low-profile thermoluminescent dosimeter with enhanced user factors.

## FEATURES

- Virtually no fade
- Unique serial number for identification and tracking
- Provides thermal, intermediate and fast neutron dosimetry capability
- Sealed plastic blister pack improves protection of internal parts
- Lightweight two-part design decreases processing time and reduces shipping costs

## APPLICATIONS

- Any occupational worker with potential exposure to gamma, X-ray, beta and/or neutron radiation.
- Nuclear medicine facilities, imaging centers, research diagnostic centers and all employees with potential exposure to gamma, X-ray and beta.
- Nuclear power plant workers, research laboratories, hospitals, universities and industrial applications.

## OVERVIEW

The Genesis Ultra TLD-BP responds accurately to beta, gamma, X-ray, and neutron radiation. Unique element correction factors allow for the reporting of deep, lens of eye and shallow doses.

Unlike other TLD products, the Genesis Ultra TLD-BP has virtually no fading characteristics. Due to the increase in signal response a minimum reportable dose (MRD) as low as 1 mrem (0.01 mSv) is available, compared to the 10 mrem (0.10 mSv) MRD of other TLD products.

## SPECIFICATIONS

**Description:** 4 element TLD  
(3 <sup>7</sup>LiF:Mg, Cu, P [TLD700H] and 1 <sup>6</sup>LiF:Mg, Cu, P [TLD600H])

**Badge Type:** 36 = Genesis Ultra TLD-BP

**Holder Type:** BP

**Accreditations:** NVLAP (Code: 100555-0)

**Minimum Reportable Dose:** 1 mrem (0.01 mSv)

**Useful Dose Range:** 1 mrem - 1000 rad (0.01 mSv - 10 Gy)

**Energy Response:**

- Photon 5 keV - 6 MeV
- Beta 0.251 MeV - 5 MeV
- Neutron (TLD): Thermal - 6 MeV



# Genesis Ultra TLD-BP Eco-Friendly Blister Pack Dosimeter

Blister Pack



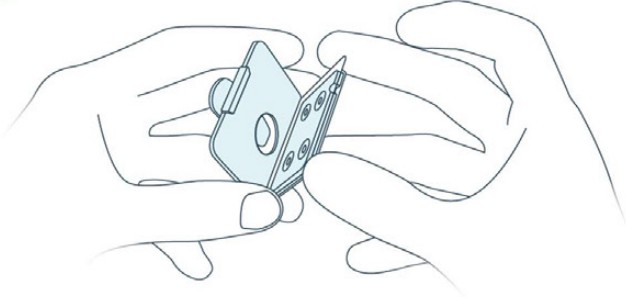
Holder



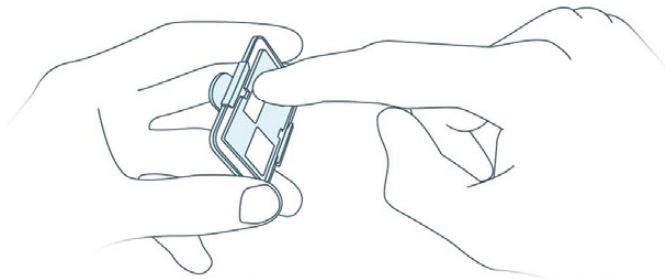
## Assembly

Insert new blister pack for next wear period.

- 1 Place the lower part of the clear plastic Blister Pack into the black holder.



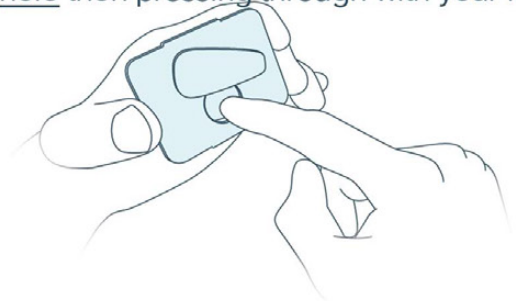
- 2 Press the top of the Blister Pack towards the holder until it snaps into place.




## Disassembly

Remove old Blister Pack (end of wear period) for processing.

- 1 Remove the Blister Pack by turning the clip (on the back of the holder) to expose the hole then pressing through with your finger.



- 2 **Keep the black holder** and return the plastic Blister Pack for processing.



**\*WARNING:** Piercing, opening, tearing, or cutting the blister pack may cause permanent damage to the internal components of your dosimeter—rendering it unable to accurately and effectively measure dose. Damaged Blister Packs may incur a damage fee.

IC Care Customer Service:  
877-477-5486

Email: [info@iccare.net](mailto:info@iccare.net)

Visit us online at:  
[www.iccare.net](http://www.iccare.net)

Copyright ©2020 Mirion Technologies, Inc. or its affiliates. All rights reserved. IC Care, the IC Care logo, and other trade names of Mirion products listed herein are registered trademarks or trademarks of Mirion Technologies, Inc. or its affiliates in the United States and other countries.